


# Winch Mount Installation Instructions


Honda Pioneer 500

PAGE 2




Remove the front bumper. These bolts will install through the back of the winch mount

First bolt the winch to the bottom of the winch plate. Next loosely bolt the winch and mount to the bumper using the included u-bolts.



Put the bumper with winch and mount back on the machine. Install the factory bolts back in place through the bumper and back of the winch mount.



Bolt the fairlead bracket and fairlead in place to the winch mount plate. Drill the upper holes through the bumper using the mount plate holes as a guide.